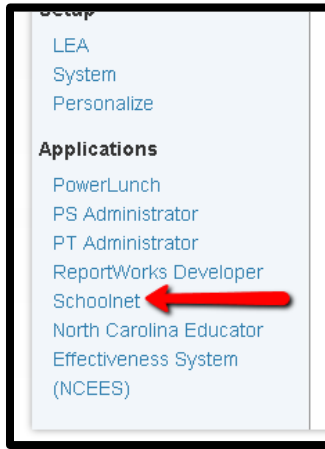


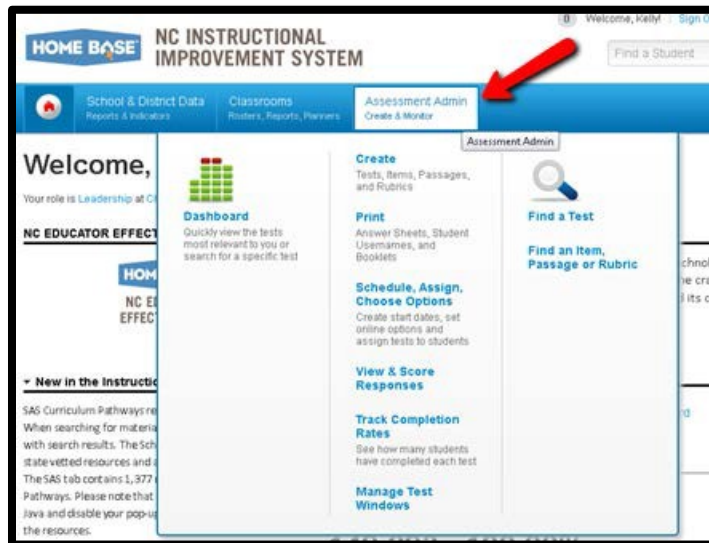
Teachers Sharing an Assessment in Schoolnet

Step 1: Sign in to PowerSchool with your username and password.

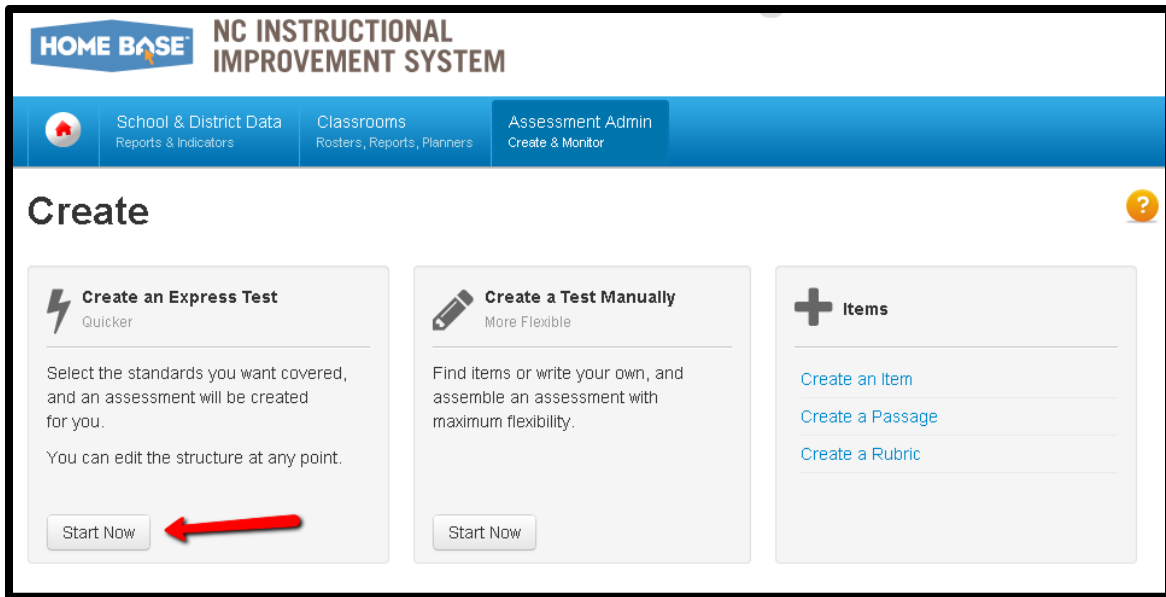
Step 2: Select Schoolnet, which is located on the bottom, left side of the screen.



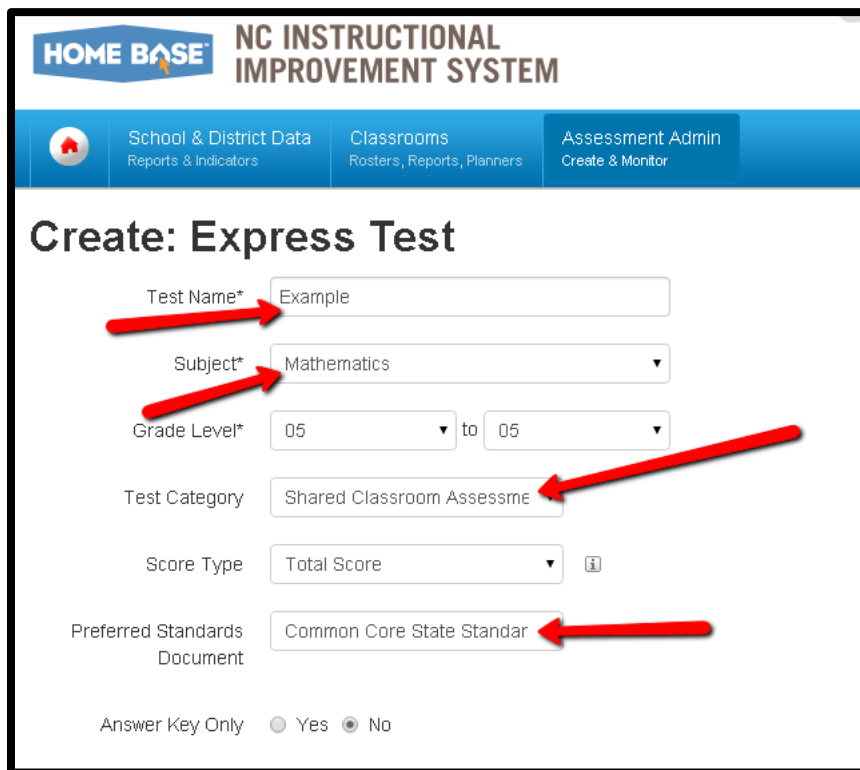
Step 3: Drag your cursor over “Assessment Admin” and select “Create” in order to get to the test creation page.



Step 4: When the new screen appears select the “Create An Express Test.”



Step 5: Fill in the necessary blanks. In test category, select “Shared Classroom Assessment.” Click the blue button at the bottom of the page.



Step 6: Pick the standards that will be on the assessment. Click “Add Test Map” to continue.

0 Grade 5 Introduction

101 CCSS.Math.Content.5.G: Geometry

132 CCSS.Math.Content.5.MD: Measurement and Data

49 CCSS.Math.Content.5.MD.A: Convert like measurement units within a given measurement system.

49 CCSS.Math.Content.5.MD.A.1: Convert among different-sized standard measurement units within a given measurement system (e.g., convert 5 cm to 0.05 m), and use these conversions in solving multi-step, real world problems.

35 CCSS.Math.Content.5.MD.B: Represent and interpret data.

35 CCSS.Math.Content.5.MD.B.2: Make a line plot to display a data set of measurements in fractions of a unit (1/2, 1/4, 1/8). Use operations on fractions for this grade to solve problems involving information presented in line plots. For example, given different measurements of liquid in identical beakers, find the amount of liquid each beaker would contain if the total amount in all the beakers were redistributed equally.

48 CCSS.Math.Content.5.MD.C: Geometric measurement: understand concepts of volume and relate volume to multiplication and to addition.

286 CCSS.Math.Content.5.NBT: Number and Operations in Base Ten

254 CCSS.Math.Content.5.NF: Number and Operations-Fractions

145 CCSS.Math.Content.5.OA: Operations and Algebraic Thinking

0 CCSS.Math.Practice.MP1: Make sense of problems and persevere in solving them.

0 CCSS.Math.Practice.MP2: Reason abstractly and quantitatively.

0 CCSS.Math.Practice.MP3: Construct viable arguments and critique the reasoning of others.

0 CCSS.Math.Practice.MP4: Model with mathematics.

0 CCSS.Math.Practice.MP5: Use appropriate tools strategically.

0 CCSS.Math.Practice.MP6: Attend to precision.

0 CCSS.Math.Practice.MP7: Look for and make use of structure.

0 CCSS.Math.Practice.MP8: Look for and express regularity in repeated reasoning.

[Add to Test Map](#)

Step 7: Enter the number of questions you would like for each standard. Click “Build Express Test” when finished.

Create: Express Test

[Back to Previous Page](#)

Example

Mathematics 05

Select Standards

Define Test Map

Advanced Options

Standard	Available Items	Items
CCSS.Math.Content.5.MD.A.1: Convert among different-sized standard measurement units within a given measurement system (e.g., convert 5 cm to 0.05 m), and use these conversions in solving multi-step, real world problems.	49	2
CCSS.Math.Content.5.MD.B.2: Make a line plot to display a data set of measurements in fractions of a unit (1/2, 1/4, 1/8). Use operations on fractions for this grade to solve problems involving information presented in line plots. For example, given different measurements of liquid in identical beakers, find the amount of liquid each beaker would contain if the total amount in all the beakers were redistributed equally.	35	2

4

[Build Express Test](#)

Step 8: Finalize the assessment (the blue buttons located at the top of the page) and schedule it for the desired dates.

Step 9: On the assignment page you will see that assessment was shared with all of the teachers in your school that are in the same grade level or teach the same course.

